



 **VERSION 1**

# **Authorised User License Installation for IBM SPSS Statistics 31 - Mac**

## Contents

<b>1. INTRODUCTION.....</b>	<b>3</b>
<b>2. DOWNLOADING IBM SPSS STATISTICS V31 .....</b>	<b>4</b>
2.1. Link to IBM SPSS Statistics.....	4
2.2. Operating System .....	4
2.3. Selecting Version 31 .....	4
2.4. Your Downloads.....	4
2.5. Confirm License.....	5
2.6. Download is Ready .....	5
<b>3. INSTALLING IBM SPSS STATISTICS VERSION 30 .....</b>	<b>6</b>
3.1. Download is Complete .....	6
3.2. Running the .pkg File .....	6
3.3. Software License Agreement .....	6
3.4. Install.....	7
3.5. Confirm Installation.....	7
<b>4. LICENSING YOUR IBM SPSS STATISTICS .....</b>	<b>8</b>
4.1. Open SPSS Statistics .....	8
4.2. Launching License Wizard.....	8
4.3. Authorisation.....	8
<b>5. APPLYING FIX PACKS.....</b>	<b>11</b>
<b>6. FREQUENTLY ASKED QUESTIONS.....</b>	<b>12</b>

## 1. INTRODUCTION

These instructions are for installing the IBM SPSS Statistics 30 Site License for Mac desktop computers. A site license allows you to install IBM SPSS Statistics on as many computers as the number of licenses you purchased. You will need your authorisation code to be able to license the IBM SPSS Statistics Site License. To install, you must be logged on to your computer with administrator privileges.

## 2. DOWNLOADING IBM SPSS STATISTICS V31

### 2.1. Link to IBM SPSS Statistics

Please follow the link below to download the version of IBM SPSS Statistics:

[SPSS Customer Portal](#) | [SPSS Analytics Partner](#)

### 2.2. Operating System

Scroll down and select your Operating System

Pick Your Operating System:

**Windows**   **Linux**   **Macos**   **Miscellaneous**

### 2.3. Selecting Version 31

**IBM SPSS Statistics**

▼ Version 31

Software

32 & 64 Bit

SPSS Client Version 31 Mac ISO File.iso

+ Add

32 & 64 Bit

SPSS Statistics Version 31 Mac.pkg

+ Add

### 2.4. Your Downloads

Your Selection will appear in the 'Your Downloads' section to the right. Select Download

**Your Downloads**

SPSS Statistics Version 31  
Mac.pkg

Download 1 Items



## 2.5. Confirm License

Confirm that you have a license.

×

**Please confirm you have a licence.**

Please confirm you have been provided a licence for the software you are about to download. If you do not have a licence, please do let us know and we can help get you set-up.

I have a license

I do not have a license

## 2.6. Download is Ready

You will receive a message that your download(s) are ready. Click the Download button to download the software.

**Your downloads are ready below.**

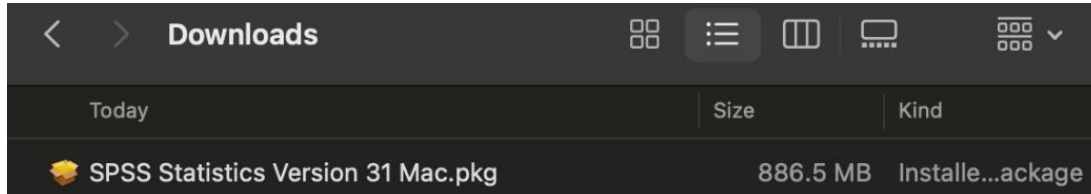
SPSS Statistics Version 31 Mac.pkg 845.41 MB

Download

### 3. INSTALLING IBM SPSS STATISTICS VERSION 30

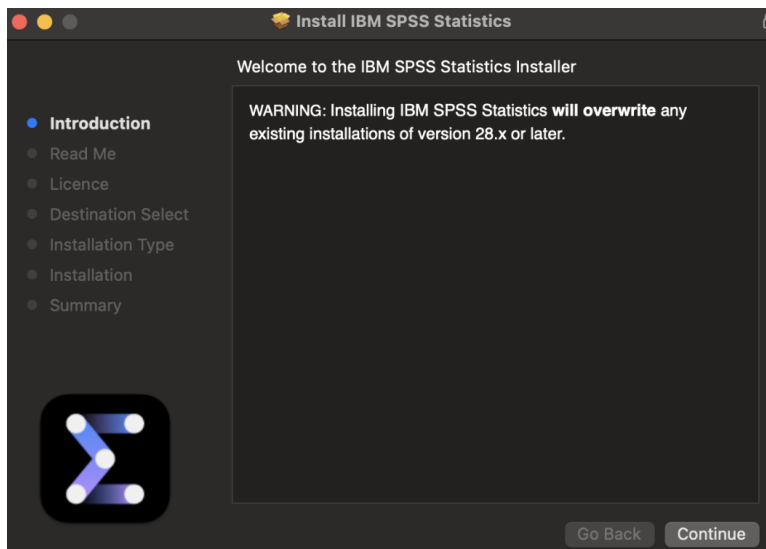
#### 3.1. Download is Complete

When you click Download you will be able to see the software downloading in the Safari window. Once this has downloaded open the downloads tab and select the .pkg file.



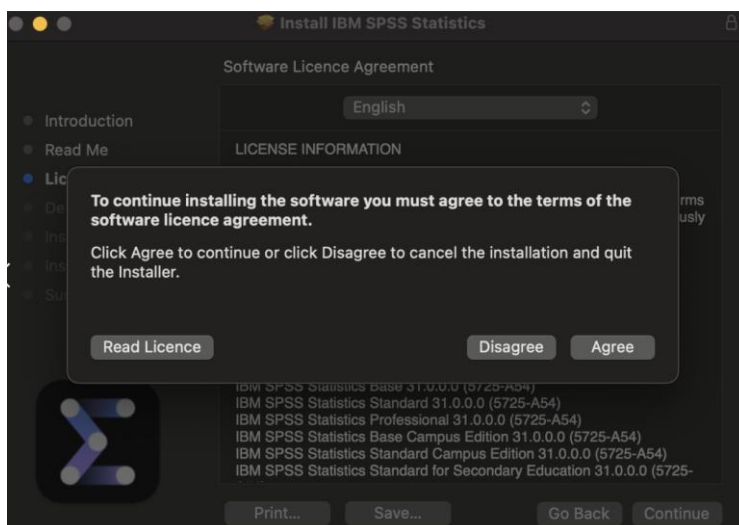
#### 3.2. Running the .pkg File

Run the .pkg file and follow the steps. Note that you will receive a message that informs you that IBM SPSS Statistics will overwrite any existing installation. Click on "Continue".



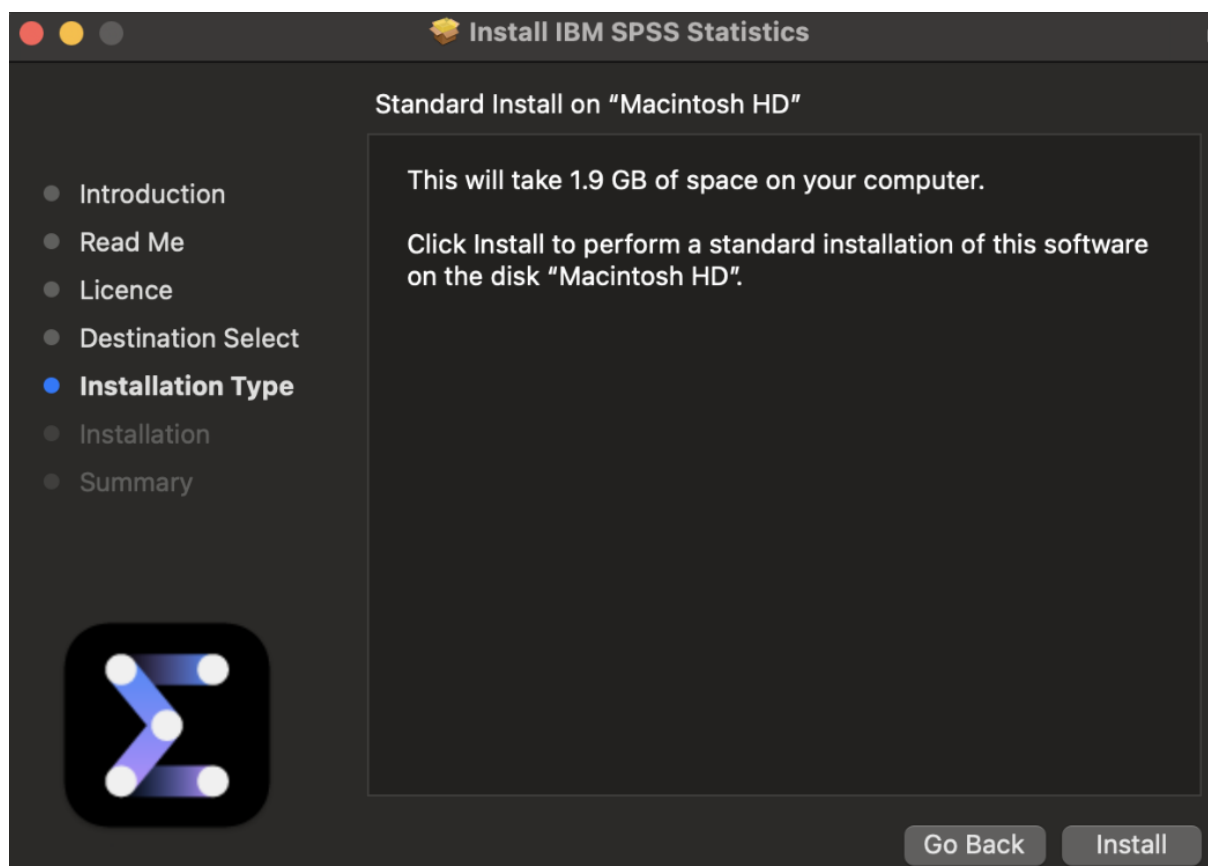
#### 3.3. Software License Agreement

To continue the installation of the SPSS Software you must agree to the terms of the software license agreement.



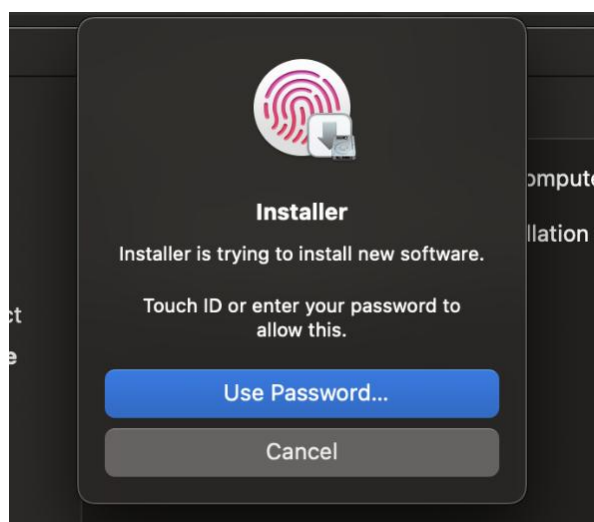
### 3.4. Install

Click Install



### 3.5. Confirm Installation

Using Touch ID or your password confirm the installation.



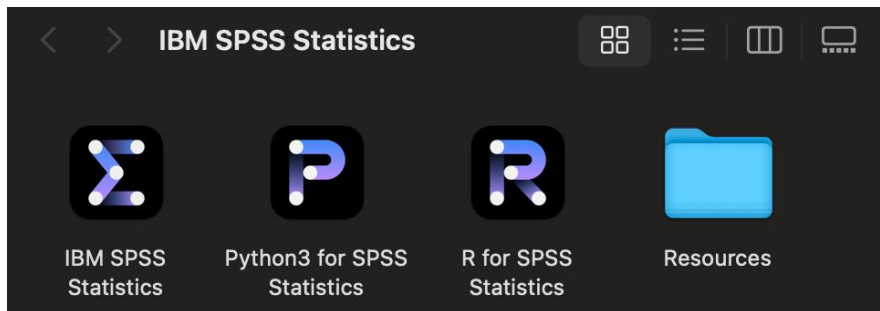
You will receive a message that the installation was successful.

## 4. LICENSING YOUR IBM SPSS STATISTICS

IBM SPSS Statistics will now need to be licensed, you will need your 20-digit authorisation code for this

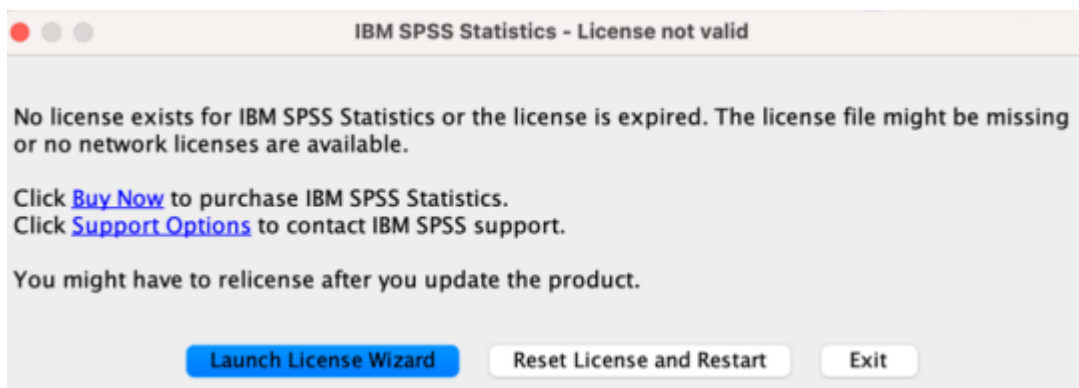
### 4.1. Open SPSS Statistics

Open the SPSS Statistics software in the applications folder.



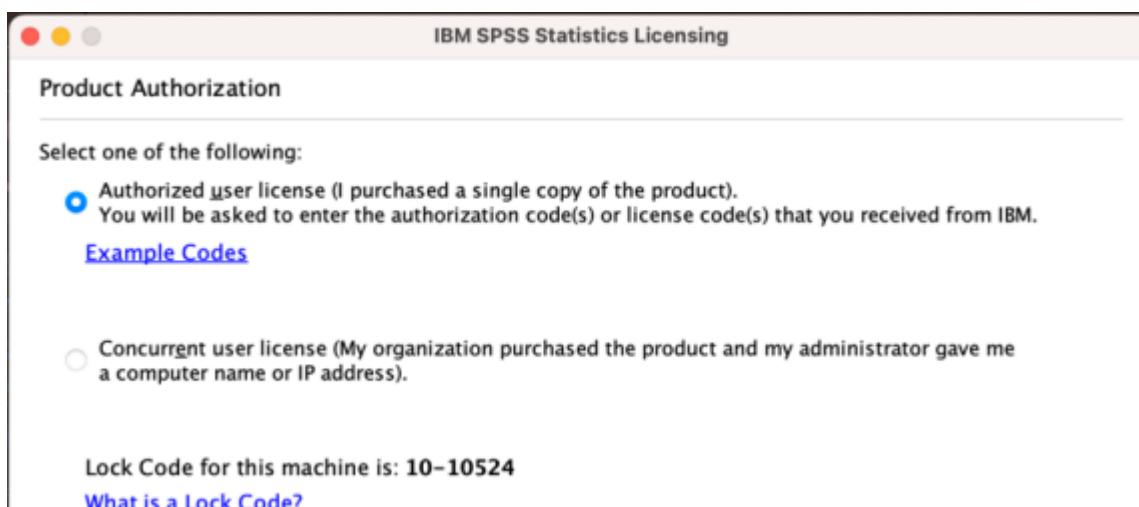
### 4.2. Launching License Wizard

Click the "Launch License Wizard" option.



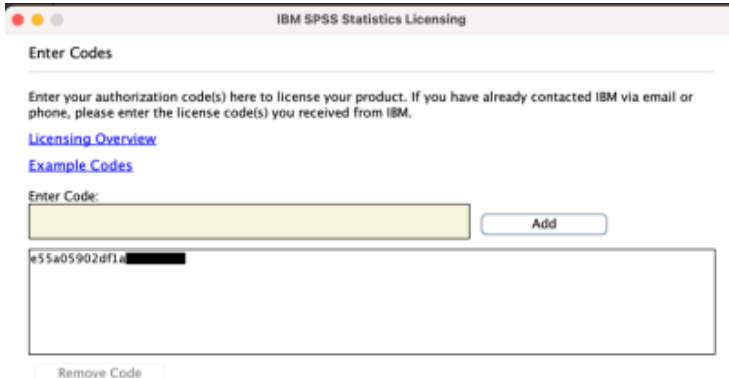
### 4.3. Authorisation

Then you will see the screen shown below. Select "Authorised User License" and "Next".





Please copy and paste your Authorisation Code in the "Enter Code" box and click "Add" and "Next". if you have more than one code, you can click Add and enumerate them one by one.



Enter Codes

Enter your authorization code(s) here to license your product. If you have already contacted IBM via email or phone, please enter the license code(s) you received from IBM.

[Licensing Overview](#)  
[Example Codes](#)

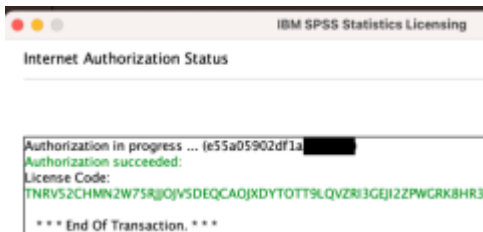
Enter Code:

Add

e55a05902df1a

Remove Code

You will receive a message that authorisation has succeeded.



Internet Authorization Status

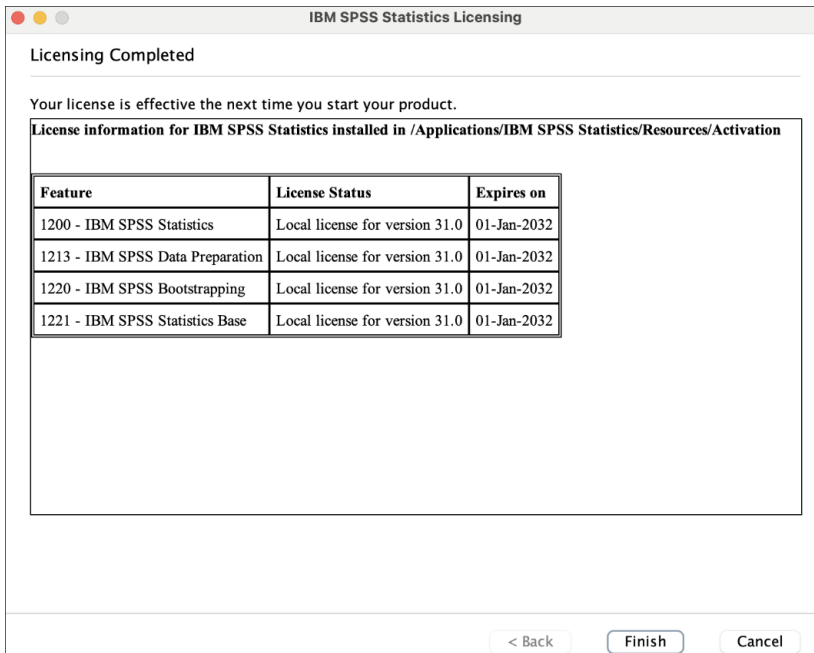
Authorization in progress ... (e55a05902df1a)

Authorization succeeded:

License Code:  
TNRV52CHMN2W75R@QJY5DEQCAQJXDYTOTT9LQVZRI3GEJ12ZPWCRK8HR3

\*\*\* End Of Transaction. \*\*\*

As the image below states, your IBM SPSS Statistics will now be fully licensed when you open it next. You can click 'Finish' and restart your computer for the licensing to be fully activated.



Licensing Completed

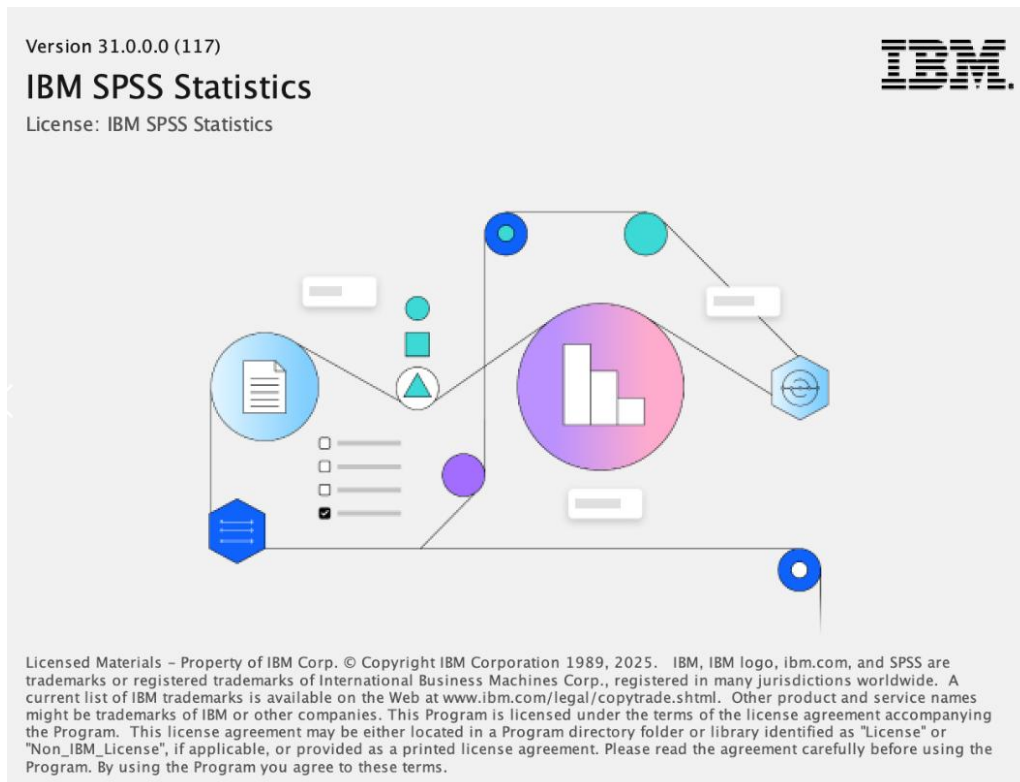
Your license is effective the next time you start your product.

License information for IBM SPSS Statistics installed in /Applications/IBM SPSS Statistics/Resources/Activation

Feature	License Status	Expires on
1200 - IBM SPSS Statistics	Local license for version 31.0	01-Jan-2032
1213 - IBM SPSS Data Preparation	Local license for version 31.0	01-Jan-2032
1220 - IBM SPSS Bootstrapping	Local license for version 31.0	01-Jan-2032
1221 - IBM SPSS Statistics Base	Local license for version 31.0	01-Jan-2032

< Back Finish Cancel

You will then receive a message that states, "The new license takes effect the next time you restart IBM SPSS Statistics". You have the option to select "Later" or "Restart".



## 5. APPLYING FIX PACKS

You will want to ensure that you apply any necessary fix packs at the latest fix pack level. Fix packs can be downloaded at: [SPSS Customer Portal](#) | [SPSS Analytics Partner](#). Please ensure that you complete all pre-installation and post-installation tasks as described in the fix pack instructions.

## 6. FREQUENTLY ASKED QUESTIONS

You can access further help at:

[IBM SPSS Support FAQs – SPSS Analytics Partner](#)

Here you can find answers to frequently asked questions about installing and licensing IBM SPSS Software in clear, easy-to-follow language.



# Thank you

For more information,  
please visit [spssanalyticspartner.com](https://spssanalyticspartner.com)