



---

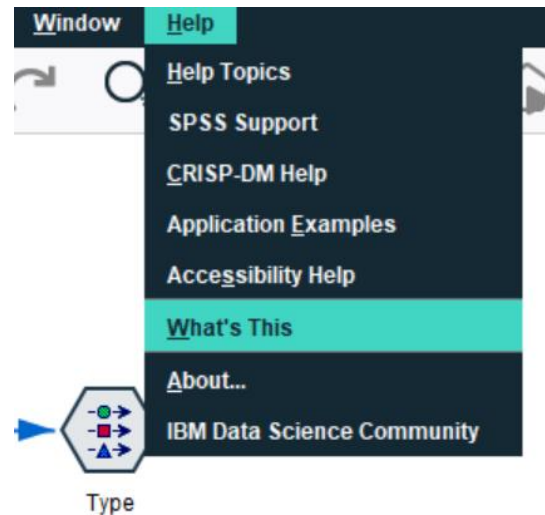
## Tech Tips - 'What's This' in IBM SPSS Modeler

## Tech Tips - 'What's This' in IBM SPSS Modeler



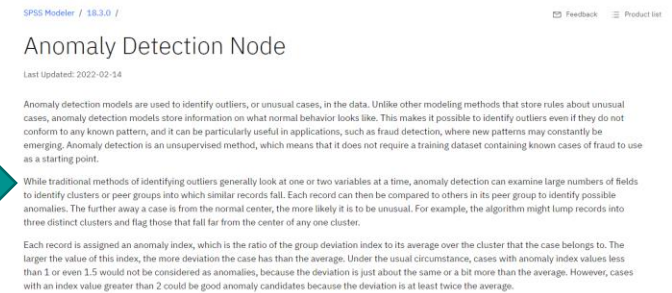
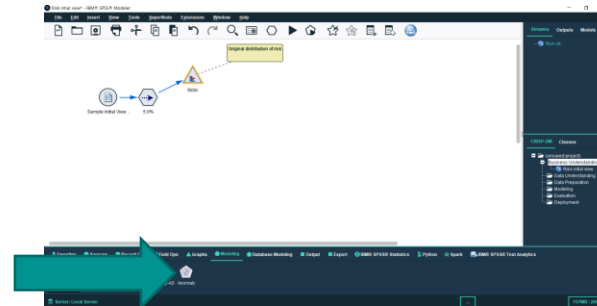
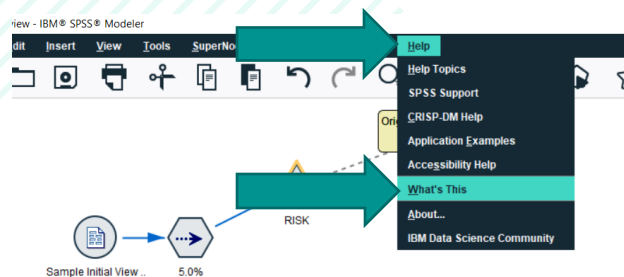
# Tech Tips - Using the 'What's This' Tool

- Here's a quick tip to learn in IBM SPSS Modeler. Using the **'What's This'** tool allows you to quickly get information as you work. The **'What's This'** tool is available on the **Help** menu.



# Tech Tips - Using the 'What's This' Tool

- To use **'What's This'** go to the Help menu and select **'What's This'**. Your cursor will turn into a question mark that you can move to the item you want to understand.
- For example, we want to learn about Anomaly analysis. Go to the **Help** menu and select **'What's This'**. The cursor will become a question mark and we can click on the Anomaly node on the Modelling palette. This will bring up information on the **Anomaly Detection Node**. Using **'What's This'** makes it easy to learn as you work.



# SPSS Tech Tips

For more **Tech Tips**, go to the Tech Tips section within the Learning Hub.

## Contact us



[SPSSAdmin@version1.com](mailto:SPSSAdmin@version1.com)



+ 44 (0) 203 859 4790  
+ 353 (0) 1 865 7800



[www.spssanalyticspartner.com](http://www.spssanalyticspartner.com)



**Thank you.**