



---

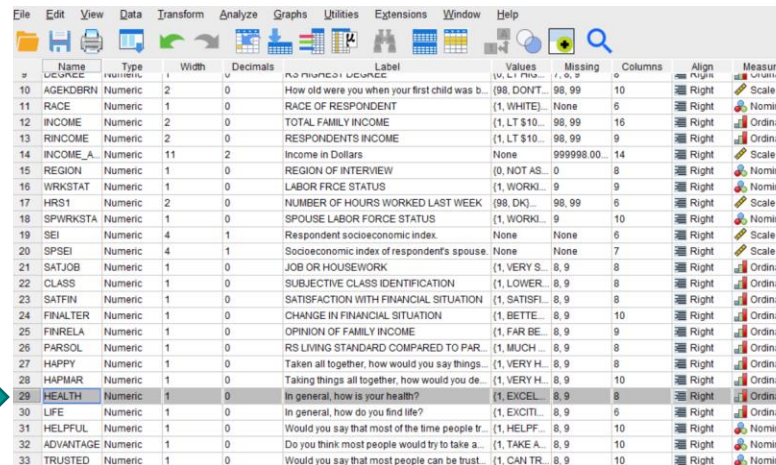
## Tech Tips - How to Set Names and Labels in IBM SPSS Statistics

## Tech Tips - How to Set Names and Labels in IBM SPSS Statistics



# Tech Tips - How to Set Names and Labels

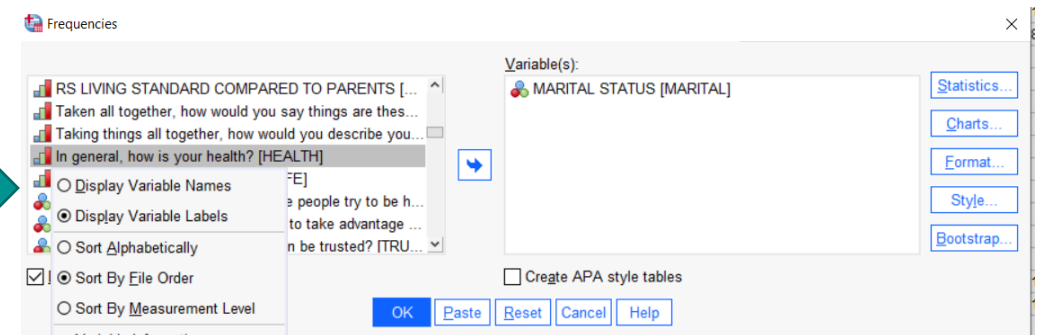
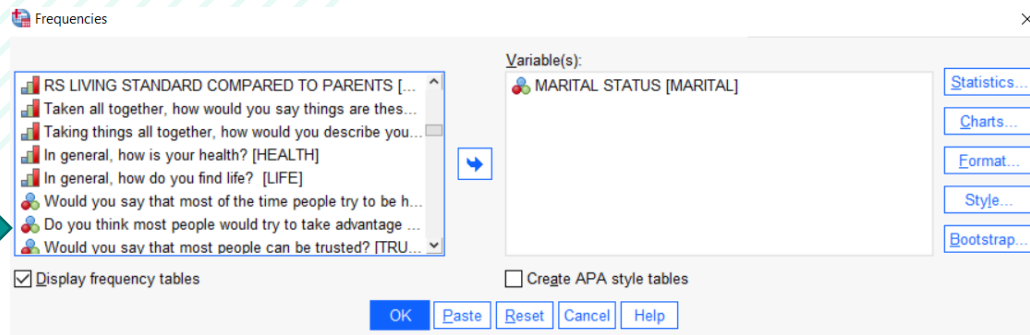
- **Did you know that you can set whether you see variable names or labels in IBM SPSS Statistics?**
- A variable name is a short variable name such as 'Income' or 'Spend'. A variable label is description of the short variable name. For example, below we see the variable name 'Health'. The label shows the question that respondents' answered (*'In general, how is your health?'*).



Name	Type	Width	Decimals	Label	Values	Missing	Columns	Align	Measure
AGEKDBRN	Numeric	2	0	How old were you when your first child was b...	(98, DONT_	98, 99	10	Right	Scale
RACE	Numeric	1	0	RACE OF RESPONDENT	(1, WHITE)	None	6	Right	Nominal
INCOME	Numeric	2	0	TOTAL FAMILY INCOME	(1, LT \$10_	98, 99	16	Right	Ordinal
RINCOME	Numeric	2	0	RESPONDENTS INCOME	(1, LT \$10_	98, 99	9	Right	Ordinal
INCOME_A	Numeric	11	2	Income in Dollars	None	999998.00	14	Right	Scale
REGION	Numeric	1	0	REGION OF INTERVIEW	(0, NOT AS_	0	8	Right	Nominal
WRKSTAT	Numeric	1	0	LABOR FRCE STATUS	(1, WORK_	9	9	Right	Nominal
HRS1	Numeric	2	0	NUMBER OF HOURS WORKED LAST WEEK	(98, DK_	98, 99	6	Right	Scale
SPWRKSTA	Numeric	1	0	SPOUSE LABOR FORCE STATUS	(1, WORK_	9	10	Right	Nominal
SEI	Numeric	4	1	Respondent socioeconomic index.	None	None	6	Right	Scale
SPSEI	Numeric	4	1	Socioeconomic index of respondent's spouse.	None	None	7	Right	Scale
SATJOB	Numeric	1	0	JOB OR HOUSEWORK	(1, VERY S_	8, 9	8	Right	Ordinal
CLASS	Numeric	1	0	SUBJECTIVE CLASS IDENTIFICATION	(1, LOWER_	8, 9	8	Right	Ordinal
SATFIN	Numeric	1	0	SATISFACTION WITH FINANCIAL SITUATION	(1, SATISF_	8, 9	8	Right	Ordinal
FINALTER	Numeric	1	0	CHANGE IN FINANCIAL SITUATION	(1, BETTE_	8, 9	10	Right	Ordinal
FINRELA	Numeric	1	0	OPINION OF FAMILY INCOME	(1, FAR BE_	8, 9	9	Right	Ordinal
PARSOL	Numeric	1	0	RS LIVING STANDARD COMPARED TO PAR.	(1, MUCH_	8, 9	8	Right	Ordinal
HAPPY	Numeric	1	0	Taken all together, how would you say things...	(1, VERY H_	8, 9	8	Right	Ordinal
HAPMAR	Numeric	1	0	Taking things all together, how would you de...	(1, VERY H_	8, 9	10	Right	Ordinal
HEALTH	Numeric	1	0	In general, how is your health?	(1, EXCEL_	8, 9	8	Right	Ordinal
LIFE	Numeric	1	0	In general, how do you find life?	(1, EXCITL_	8, 9	6	Right	Ordinal
HELPFUL	Numeric	1	0	Would you say that most of the time people tr...	(1, HELPF_	8, 9	10	Right	Nominal
ADVANTAGE	Numeric	1	0	Do you think most people would try to take a...	(1, TAKE A_	8, 9	10	Right	Nominal
TRUSTED	Numeric	1	0	Would you say that most people can be trust...	(1, CAN TR_	8, 9	10	Right	Nominal

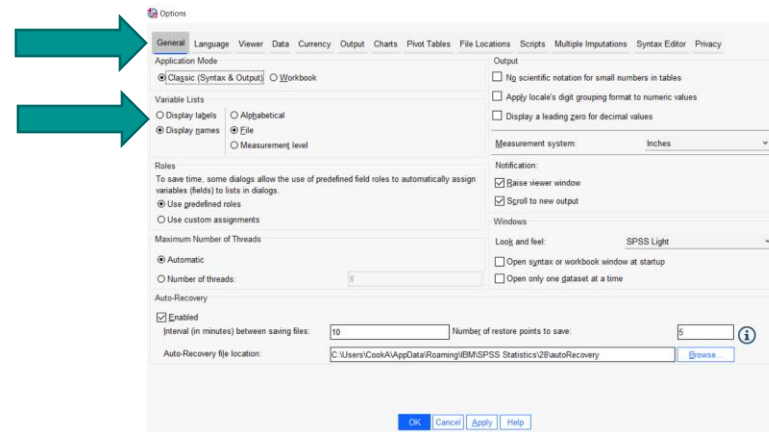
# Tech Tips - How to Set Names and Labels

- In SPSS Statistics, names and labels can be set. Below we are working in a dialogue box and we see the longer labels.
- We can switch between names and labels by right clicking on a variable and selecting **Display Variable Names** (HEALTH) or **Display Variable Labels** ('In general how is your health?'). Users can toggle back and for between Names and Labels.



# Tech Tips - How to Set Names and Labels

- Users can also go to the **Edit** menu and select **Options**.
- On the **General** tab there is the **Variable Lists** section where users can select **Display labels** or **Display names**.
- Users can also choose whether variables are shown in **Alphabetical**, **File** or **Measurement level** order. Click **OK** to set choices. A message will appear 'Changing any option in the Variable List group will reset all dialog box settings to their defaults, and all open dialogs will be closed.' Click **OK** to continue.



# SPSS Tech Tips

For more **Tech Tips**, go to the Tech Tips section within the Learning Hub.

## Contact us



[SPSSAdmin@version1.com](mailto:SPSSAdmin@version1.com)



+ 44 (0) 203 859 4790  
+ 353 (0) 1 865 7800



[www.spssanalyticspartner.com](http://www.spssanalyticspartner.com)



# Thank you.