



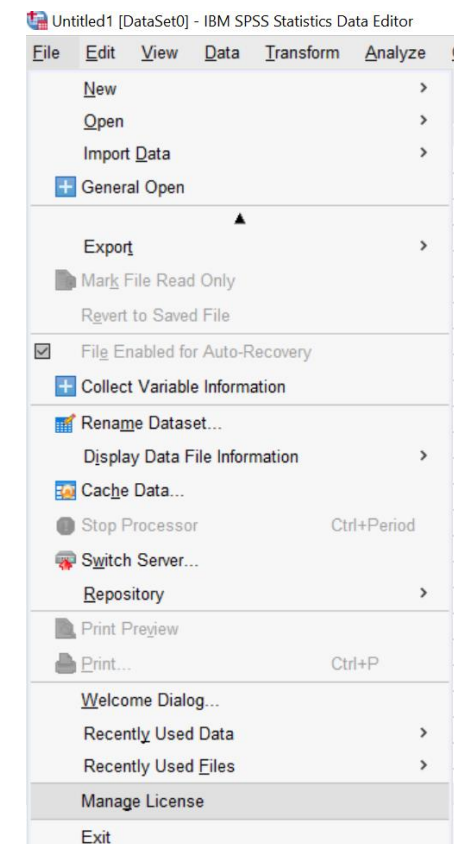
Tech Tips - Manage License Options in IBM SPSS Statistics

Tech Tips - Manage License Options in IBM SPSS Statistics



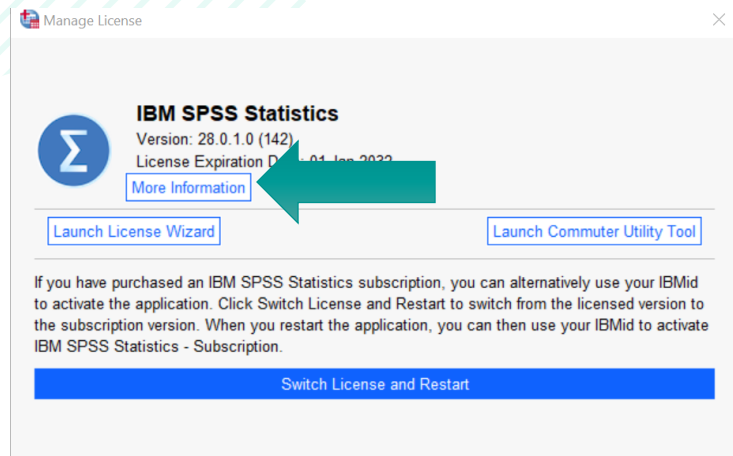
Tech Tips - Manage License Options

- *Did you know that you can quickly view your license information in IBM SPSS Statistics version 28?*
- Go to the **File** menu and scroll to the bottom of the menu.
- Select **Manage License**.



Tech Tips - Manage License Options

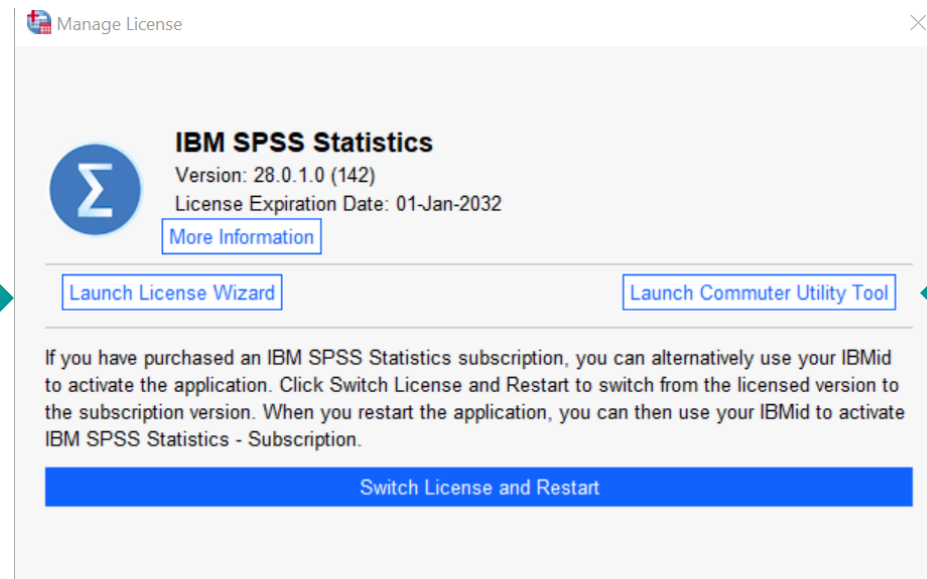
- This will bring up the **Manage License** Dialogue Box.
- Users can see **Version Information** and the **License Expiration Date**.
- Selecting **More Information** will show all modules installed and the expiration date. This information will appear in output.



Component	License		
	Expiration Date	Maximum N of Users	Maximum Release Number
IBM SPSS Statistics	01-JAN-2032	1	28.0
IBM SPSS Regression	01-JAN-2032	1	28.0
IBM SPSS Advanced Statistics	01-JAN-2032	1	28.0
IBM SPSS Categories	01-JAN-2032	1	28.0
IBM SPSS Exact Tests	01-JAN-2032	1	28.0

Tech Tips - Manage License Options

- Users can also **Launch License Wizard** or the **Commuter Utility Tool** as well as activate their IBM SPSS Statistics Subscription.



SPSS Tech Tips

For more **Tech Tips**, go to the Tech Tips section within the Learning Hub.

Contact us



SPSSAdmin@version1.com



+ 44 (0) 203 859 4790
+ 353 (0) 1 865 7800



www.spssanalyticspartner.com



Thank you.