




---

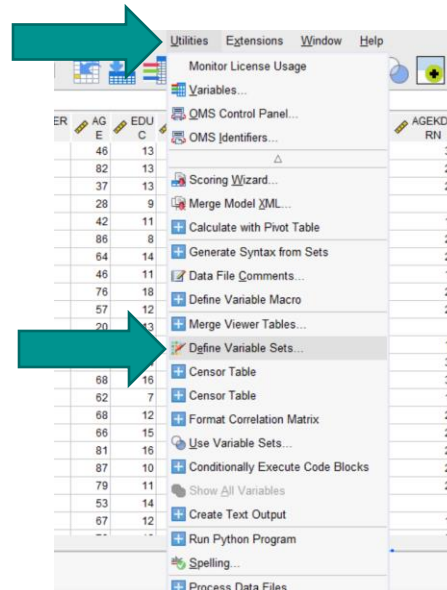
## Tech Tips - Creating and Using Variable Sets in IBM SPSS Statistics

## Tech Tips - Creating and Using Variable Sets in IBM SPSS Statistics



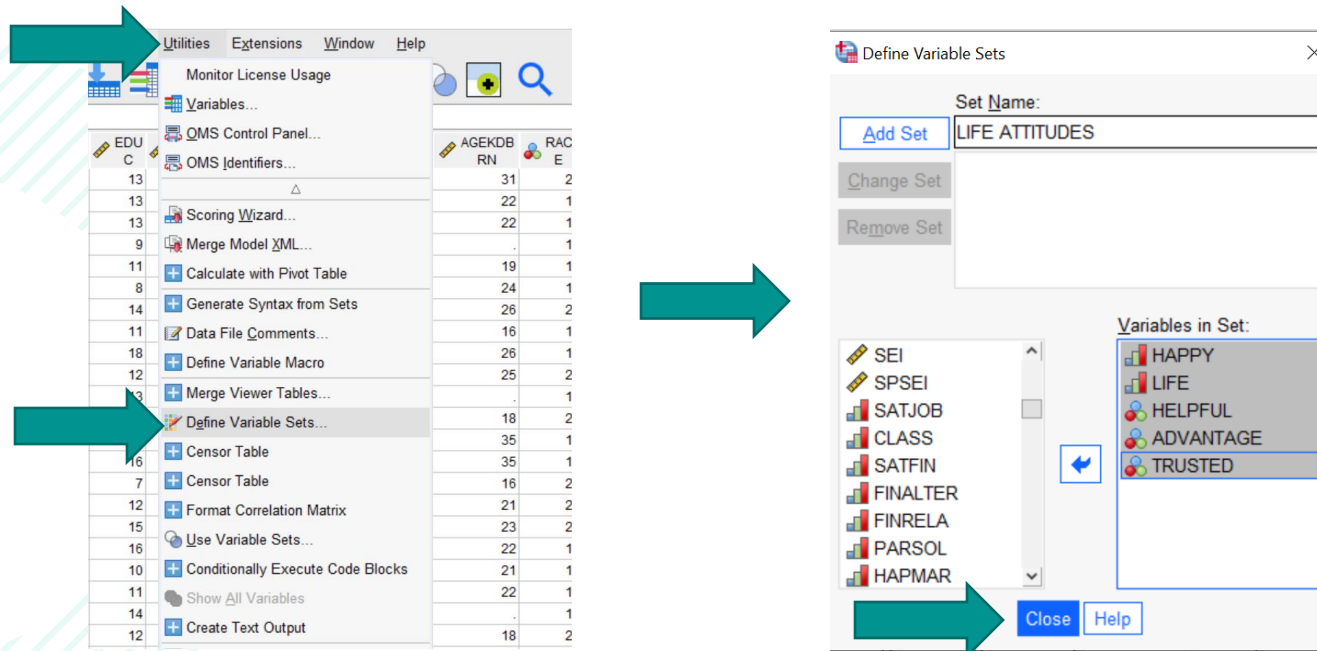
# Tech Tips - Creating and Using Variable Sets

- ***Did you know that you can quickly create and use sets of variables in IBM SPSS Statistics?***
- Sometimes, analysts have large data files and only need to use a few variables in the file. Variable sets can be easily created and turned on and off as users are working.



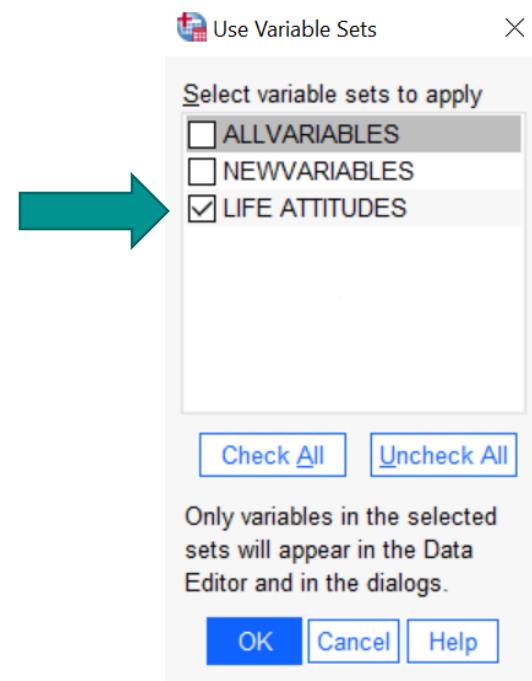
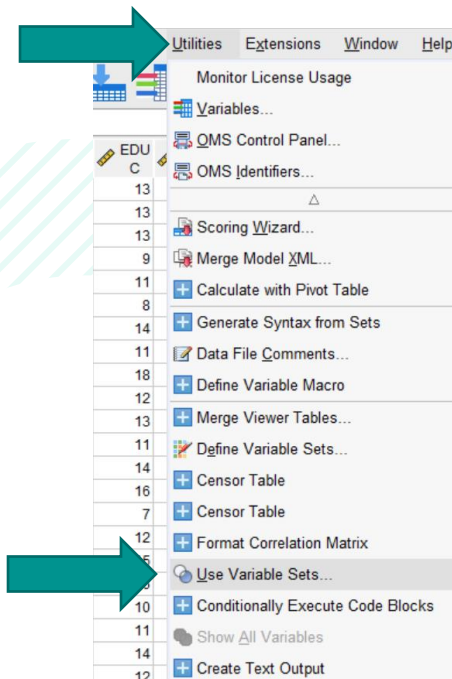
# Tech Tips - Creating and Using Variable Sets

- To create Variable sets, go to the **Utilities** menu and select **Define Variable Sets**.
- Create a **Set Name**. Here we have created a set called **LIFE ATTITUDES**. Drag the variables to include in the set across to the **Variables in Set** box. Click on the **Add Set** button and click on **Close**.



# Tech Tips - Creating and Using Variable Sets

- To use the Variable set, go to the **Utilities** menu and select **Use Variable Sets**. Select the newly created **LIFE ATTITUDES** set. Click on **OK**. Now only the **LIFE ATTITUDES** variables are available.

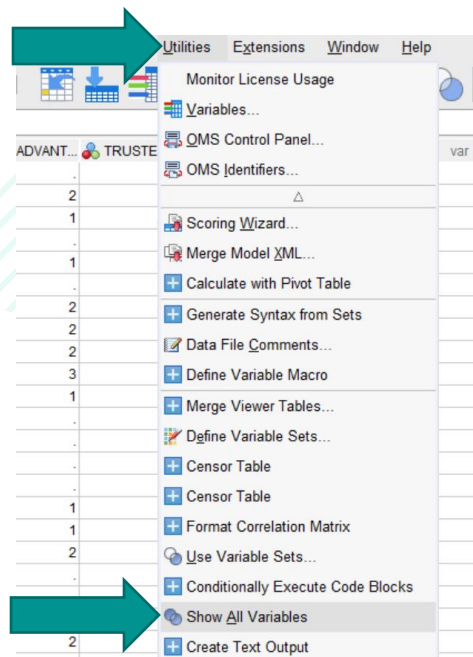


A screenshot of the SPSS Data Editor showing a data view with columns for 'HAPPY', 'LIFE', 'HELPFUL', 'ADVANT...', and 'TRUSTED'. The 'var' column is also visible. The data rows are numbered from 2191 to 2213.

	HAPPY	LIFE	HELPFUL	ADVANT...	TRUSTED	var
2191	.	.	.	.	.	.
2192	1	2	1	2	1	.
2193	2	2	2	1	2	.
2194	2	2	.	.	.	.
2195	2	1	3	1	2	.
2196	2	3	.	.	.	.
2197	2	.	1	2	2	.
2198	3	2	1	2	1	.
2199	3	3	2	2	1	.
2200	2	2	1	3	2	.
2201	3	.	1	1	1	.
2202	3	3	.	.	.	.
2203	2	1	.	.	.	.
2204	1	1	.	.	.	.
2205	2	1	.	.	.	.
2206	1	2	1	1	2	.
2207	1	.	1	1	2	.
2208	1	3	2	2	3	.
2209	2	2	.	.	.	.
2210	1	1	.	.	.	.
2211	2	.	1	2	1	.
2212	1	2	2	2	2	.
2213	1	1	.	.	.	.

# Tech Tips - Creating and Using Variable Sets

- To go back to the full data set, go to the **Utilities** menu and select **Show All Variables**.



	AGE	EDUC	PAEDUC	MAEDUC	SPEDUC	DEGREE	AGEKDBRN	RACE	INCOME
46	13	8	10	97	1	31	2	11	
82	13	98	16	12	1	22	1	11	
37	13	12	12	13	1	22	1	11	
28	9	9	10	16	0	.	1	11	
42	11	97	12	16	1	19	1	11	
86	8	98	0	97	0	24	1	11	
64	14	16	12	97	1	26	2	11	
46	11	8	12	97	1	16	1	11	
76	18	8	12	97	4	26	1	11	
57	12	0	12	97	0	25	2	11	
20	13	13	13	97	1	.	1	11	
34	11	12	12	97	0	18	2	11	
89	14	10	14	12	1	35	1	11	
68	16	16	15	14	3	35	1	11	
62	7	6	10	10	0	16	2	11	
68	12	98	98	8	1	21	2	11	
66	15	8	12	12	1	23	2	11	
81	16	98	98	97	3	22	1	11	
87	10	98	98	97	0	21	1	11	
79	11	4	3	97	0	22	1	11	
53	14	97	12	97	1	.	1	11	

# SPSS Tech Tips

For more **Tech Tips**, go to the Tech Tips section within the Learning Hub.

## Contact us



[SPSSAdmin@version1.com](mailto:SPSSAdmin@version1.com)



+ 44 (0) 203 859 4790  
+ 353 (0) 1 865 7800



[www.spssanalyticspartner.com](http://www.spssanalyticspartner.com)



**Thank you.**